

SCRIP –

SCRIP is a fundraising program that works for the Franklin Federated Church while you shop. When you use the program to purchase gift cards at the full retail price, a portion of the proceeds goes directly to the church. The beauty of SCRIP is that not only can you purchase cards for gifts but you can also put your regular household dollars to work by purchasing grocery cards, gas cards, restaurant cards, etc. Visit the SCRIP website, <http://www.glscrip.com/>. to view a complete list of participating retailers. Orders may be submitted on-line or to Michelle Smits. Make checks payable to The Franklin Federated Church or use PrestoPay with your on-line orders, www.shopwithscrip.com. When ordering on-line you will be asked to register and provide the ShopWithScrip Enrollment Code: 5L4ADLD78713.

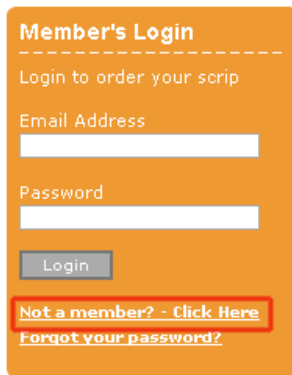
See the following page for more information.

SCRIP: Online orders

ShopWithScrip.com is the new online ordering system that our organization will use to gather your scrip orders. This new site offers you convenience – you can now order scrip from any internet-connected computer at home, school or office. **You may use this on-line ordering system or continue to submit your Scrip orders manually.**

Who can use ShopWithScrip?

Any family can use ShopWithScrip – however, to place orders, you have to create a free account at ShopWithScrip.com and identify yourself as a member of our organization with the enrollment code shown below.



Member's Login
Login to order your scrip

Email Address

Password

Login

[Not a member? - Click Here](#)
[Forgot your password?](#)

How to register

To register with ShopWithScrip, first open up your web browser, and go to www.shopwithscrip.com. To register a new account, go to the orange **Member's Login** box on the right side, and click "Not a member? -Click Here".

Follow the simple registration instructions and accept the terms and conditions of using the site.

The next screen you will see is called "join an organization". Before you can place an order, you must join our organization by entering our organization's enrollment. The enrollment code is listed below - by associating this code with your newly-created account, the ShopWithScrip system will associate your shopping activity with our non-profit organization.

Franklin Federated Church

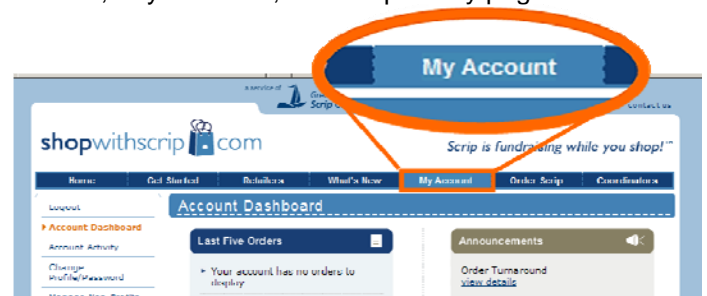
ShopWithScrip Enrollment Code:
5L4ADLD78713

Scrip Program Coordinator:
Michelle Smits
m.hodell-smits@hotmail.com

Orders are placed the second Sunday of each month.

Using ShopWithScrip.com

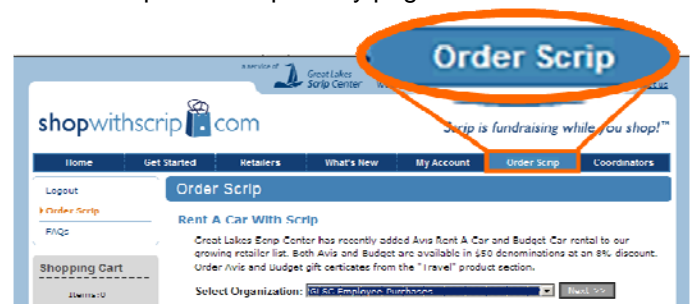
You can manage your account through the Account Dashboard. To access your Dashboard, click on the fifth tab, "My Account", at the top of any page.



From here, you can check your account activity, change your profile and password, add, remove, and modify organizations you belong to and read coordinator and site announcements.

Ordering Scrip

To order scrip, navigate to the order page by clicking "Order Scrip" at the top of any page



ShopWithScrip has hundreds of different retail brands, so the order page organizes products by category. Some categories may have several pages of selections. To find a product, jump to the appropriate section, or enter all or part of the retailer name in the search box. You can also download a complete list of all products as a handy reference.

Select items and quantities on the worksheet, and press the "add to cart" button to add them to your shopping cart. Click the "check out" button when you have completed your selections. Review your order, and press the "finish" button to submit your order.

Finally, you will see an "order confirmation page". Print this order confirmation page, and submit it with your payment or use PrestoPay to submit payment on-line.